



The Stat Modeller Chronicle

CELEBRATING 4TH YEAR

NOV-2022 TO OCT-2023

Vol:4

NEW
INITIATIVE
AT
PAGE: 7

Gift available
for readers

+91 98982 33268

www.statmodeller.com


Vadodara | London



INDEX



- 1 Hello! from CEO & Founder
- 2 About Stat Modeller
- 3 Facts and Figures
- 4 Social Media Impact
- 5 New Initiative
- 6 Key Projects Executed
- 7 What is in it for me?
- 8 Our Valued Clients
- 9 Book Recommendation
- 10 Aspirations
- 11 Gratitude





Hello! from CEO & Founder

Wishing you all a joyous Diwali and a Happy New Year in advance! As we celebrate four wonderful years, I want to express my heartfelt thanks for your unwavering support and dedication.

Your unwavering support has been the heartbeat of our success. Our journey wouldn't be this exciting without you—the incredible Stat Modeller team, our valued clients, suppliers, faculties, well-wishers, and even our competitors. Your encouragement has been the catalyst for our success.

Now, without further delay, let's dive into the exciting milestones of the past year. Each achievement is a testament to our collective efforts and the spirit of Stat Modeller.

Here's to the journey, the celebrations, and the road ahead!

A handwritten signature in brown ink, appearing to read 'Hiren Kakkad', written in a cursive style.

Hiren Kakkad

CEO & Founder



About Stat Modeller

At Stat Modeller, we're not just a consultancy; we're your guides to mastering the art of Data Science and Operational Excellence. Picture us as the wizards behind the curtain, helping you unravel the mysteries of data and streamline your operations with finesse.

Our mission is to turn you into a data virtuoso and an operational maestro. We're not just offering services; we're creating experiences that empower you and your organization to make savvy data-driven decisions and achieve operational brilliance. Ready to embark on a journey of knowledge, growth, and excellence? Join us at Stat Modeller, where expertise meets innovation, and success is a shared adventure!

OUR TEAM



Hiren Kakkad
CEO & Founder



Mehul Gandhi
Trainer & Consultant



Kapil Valand
Business Associate



Satyam Patel
Power BI Expert



Himanshu Malviya
Jr. Data Analyst

Facts and Figures



1500+

Participants
Trained



16000+

Training
Manhours



11+

Training hours
per Participants



76%

Net Promotor
Score



29%

CAGR - Annual Turnover
(Compound Annual
Growth Rate)

Social Media Impact



1.15+ Mn
Total Impressions

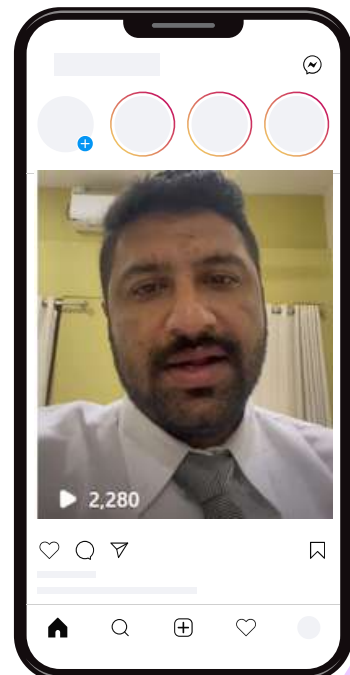

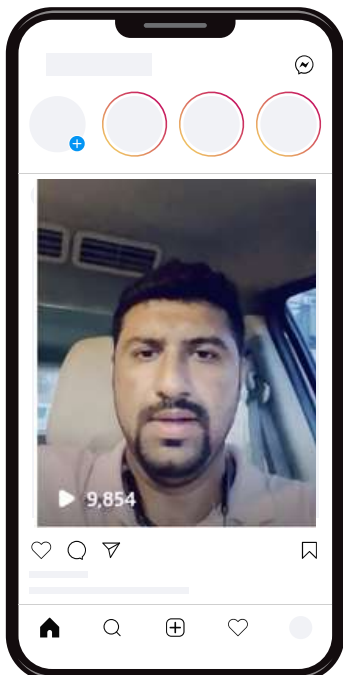


3680+
Total Followers



76k+
Total Views

Most Viewed Reels



Click on Reel

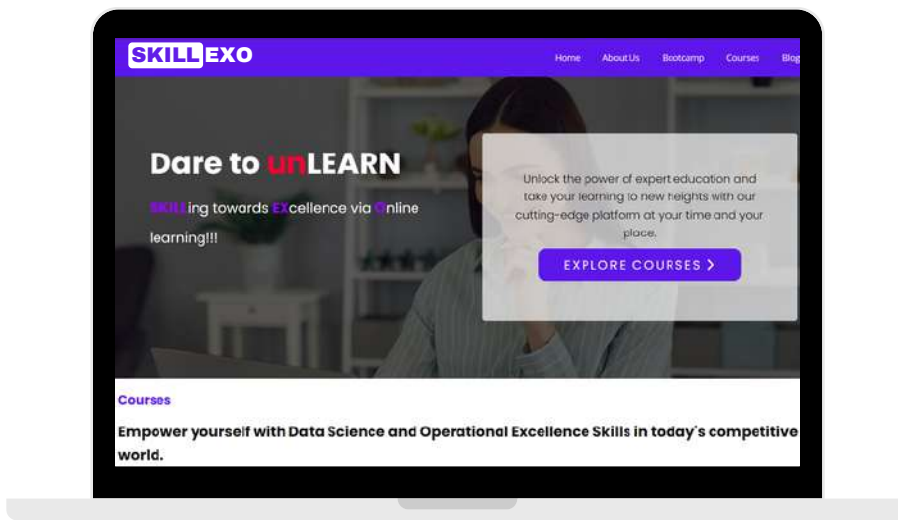
New Initiative




Launched e-Learning Platform

SKILL EXO

SKILLing towards EXcellence via Online Learning



www.skillexo.com




Any course



PROMO CODE

CH2023



Android

Download the
App Now



For 100 users only

SKILL EXO

SKILLing towards EXcellence via Online Learning

Operational Excellence and Data Science Courses



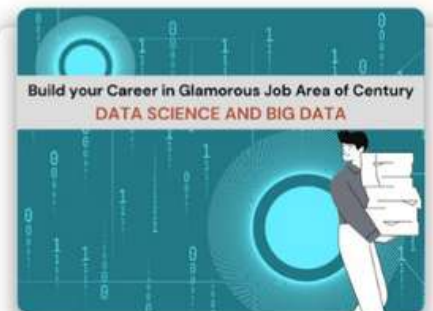
Business Analytics using MS Power BI

₹1500.00



Advanced Excel Masterclass

₹1500.00



Career Opportunities in Data Science and Big Data

₹0



Six Sigma Green Belt

₹5000.00



Create Interactive Dashboard in 2 hours

₹300.00



Data Analytics using Python

₹1000.00



Decoding Shark Tank India's Impact with Power BI

₹118.00



Time Series Analysis using R

₹100.00



Data Cleaning and Preparation using R

₹300.00

SKILL EXO For Corporates

Elevate Your Team's Skills



Customized Course Bundles

Tailor your team's training to fit their unique needs. Pick up the courses you want!



Convenient Access

Get instant access to the entire bundle. Your team can access anytime, anywhere, any device!



Bundle Savings

Save time and money by paying for a bundle instead of individual courses!



Premium Q&A

Elevate your team's learning experience with exclusive access to premium Q&A sessions!

Want to Discuss?





Some of the Key Projects Executed

Enhancing Efficiency at Dr. Reddy's Laboratories Ltd.



In the realm of pharmaceutical excellence, Dr. Reddy's Laboratories Ltd. embarked on a journey with Stat Modeller to revolutionize their manufacturing operations. The mission: Implement Lean methodologies to amplify efficiency across their plants.

Phase 1: Identifying Bottlenecks

The voyage began with a meticulous examination of manufacturing operations, pinpointing bottlenecks hindering seamless processes.

Phase 2: Streamlining Changeovers

Our first project aimed at reducing changeover time—crucial in the pharmaceutical world. We dove deep into the current changeover practices, dissecting internal and external activities. Enter ECRS analysis—Eliminate, Combine, Rearrange, Simplify—a strategic approach to fine-tune the changeover process.

Phase 3: Mapping the Critical Path

With ECRS insights in hand, we mapped the critical path and crafted standard work procedures. This ensured a streamlined and efficient changeover process, minimizing downtime.

Results: Exceeding Expectations

The anticipated target for changeover efficiency was set at 40%, and we've crossed the fingers and expecting exceeded result. Dr. Reddy's Laboratories Ltd. will operate with a revamped and highly optimized change over process.

This case study is a testament to the power of collaboration and strategic implementation. At Stat Modeller, we thrive on transforming challenges into success stories. Stay tuned for more tales of triumph in our journey toward operational excellence!



Some of the Key Projects Executed

Unleashing Excellence at APAR Industries Ltd.



Embarking on a journey toward operational excellence, APAR Industries Ltd. partnered with Stat Modeller to embrace the power of Six Sigma. Our mission: Build capacity and infuse the essence of Six Sigma across their diverse units.

Phase 1: Crafting a Common Vision

The transformation kicked off with a strategic training session for the senior management team. The goal? Cultivate a shared vision and a sense of urgency, laying the foundation for a Six Sigma-driven culture.

Phase 2: Identifying and Implementing Projects

With the leadership aligned, it was time to roll up our sleeves and dive into improvement projects. Each unit underwent a meticulous project identification and implementation process, paving the way for tangible enhancements.

Phase 3: Training and Empowering Teams

Taking the initiative to the next level, the expertise of Stat Modeller was extended to the next tier of teams. Comprehensive training programs equipped them to spearhead improvements within their respective processes.

Quantifiable Impact: Unleashing Green Belt Potential

Across 6 units, over 150 members were trained as Lean Six Sigma Green Belts, leading to the successful execution of 50+ projects, with a whopping 100+ projects still in the pipeline. The cumulative expected annual benefit? A staggering 25 crores.

Continuity and Beyond: A Green Belt Odyssey

But the journey doesn't pause here; it's a continuum. The vision is set—transform every employee into a Green Belt, ensuring a harmonious blend of expertise and innovation.

This case study showcases not just a transformation but a commitment to sustained excellence. At Stat Modeller, we believe in propelling organizations toward a future of continuous improvement. Stay tuned for more success stories in our relentless pursuit of perfection!

What is in it for me?

For Corporates

Functional assessment

Ask yourself below questions and put tick.

- Do you want to improve processes at your organization?
- Do you want to establish a data-driven system?
- Do you want to elevate your employees' problem-solving skill?
- Do you want to elevate your employees' data analysis skill?
- Do you want to improve your L & D Function ROI?

If you tick any of the boxes above, we can help you. Book a free consultation!!!

Book Time



For Individual

Self-assessment

Ask yourself below questions and put tick.

- Do you want to boost up your career in Data Analytics?
- Do you want to boost up your career in Operational Excellence?
- Do you want to learn/ upgrade your Data Analytics skill?
- Do you want to learn/ upgrade your Operational Excellence skill?
- Do you want to get clarity on OpEx or Data Analytics field?

If you tick any of the boxes above, we can help you. Book a free consultation!!!

Book Time





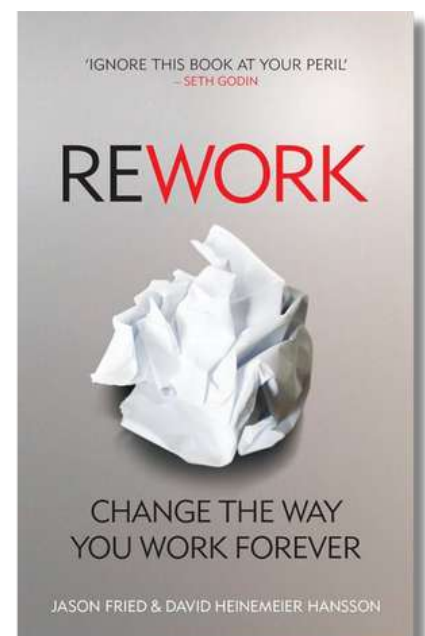

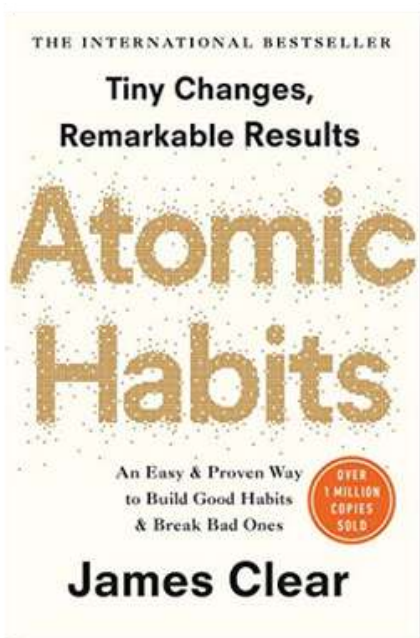
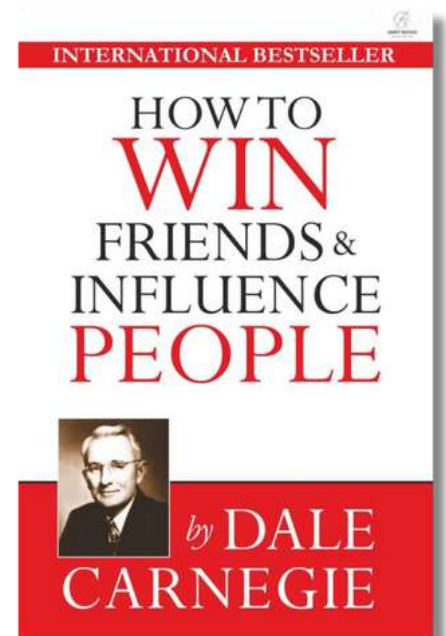

Our Valued Clients



And Many More..



Book Recommendation





Aspirations



2x Global Assignments



1.5x Revenue Growth



5x Team Size



Gratitude

In the ebb and flow of business and life, the unwavering support from our community becomes the anchor that keeps us sailing through challenges. As we navigate this journey, I, Hiren Kakkad, CEO & Founder, want to extend my heartfelt gratitude to each person who has been a pillar of strength, directly or indirectly.

A special note of thanks to the incredible individuals who stood by us—Dr. Dharmesh Raykundaliya, Dr. Jyoti Divecha, Mr. Kartik Kamdar, Dr. Vadan Vala, Dr. Haresh Kaheria, Mr. Bhavesh Kamdar, Mr. Avnish Thakkar, Dr. Kinjal Ahir, Mr. Nital Zaveri, Mr. Arnab Sarkar, Dr. Ashok Shanubhogue, Mr. Harsh Mistry, Mr. Chetan Raykundaliya, Dr. Yogesh Joshi, Mr. Hardik Pandya, Dr. Shiwani Mishra, Dr. M. A. Raffey, Dr. Sameer Rohadia, Mr. Mihir Gosalia and Mr. Sudeep Mathur.

A special shoutout to the incredible Stat Modeller team—Mr. Mehul Gandhi, Mr. Kapil Valand, Mr. Satyam Patel and Mr. Himanshu Malviya — for their relentless dedication in taking Stat Modeller to new heights.

Last but not least, immense gratitude to my parents, my wife Shreya, my daughter Dhyana, my brother Nirav and my sister Krupali Kakkad for creating a supportive space that allows me to focus on Stat Modeller. Your encouragement fuels our journey.

Here's to each one of you who makes Stat Modeller more than just a company—it's a community of shared success and growth. 🌟🙌

THANK YOU



www.statmodeller.com



contact@statmodeller.com



+91 98982 33268



SF-5, Earth Icon, New VIP Road,
Vadodara, India - 390019

FOLLOW US

